

October 2021

---

## Arkansas Republican Primary Election

Survey conducted October 25 through October 26, 2021. 800 likely 2022 Republican Primary voters participated in the survey. Survey weighted to match expected turnout demographics for the 2022 Republican Primary Election. Margin of Error is +/-3.5% with a 95% level of confidence. Totals do not always equal 100% due to rounding.

# IMAGES

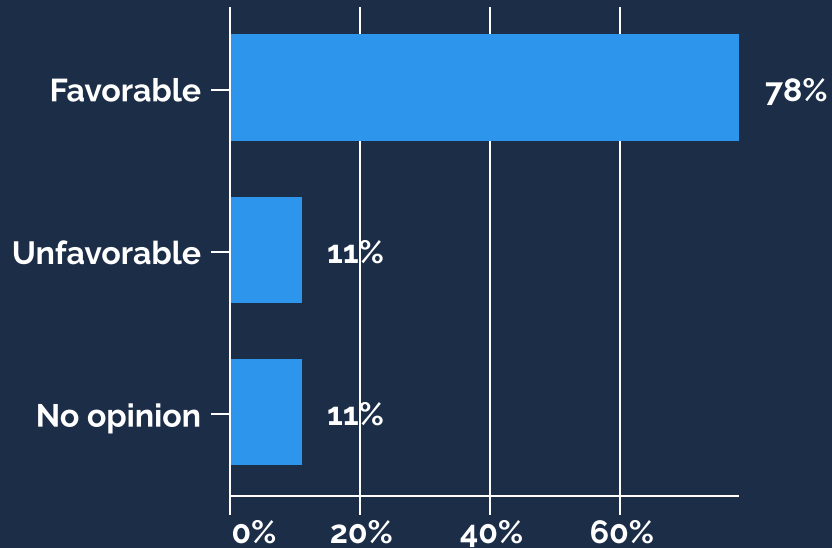


# What is your opinion of Sarah Huckabee Sanders?

Favorable: 78%

Unfavorable: 11%

No opinion: 11%



## By DMA:

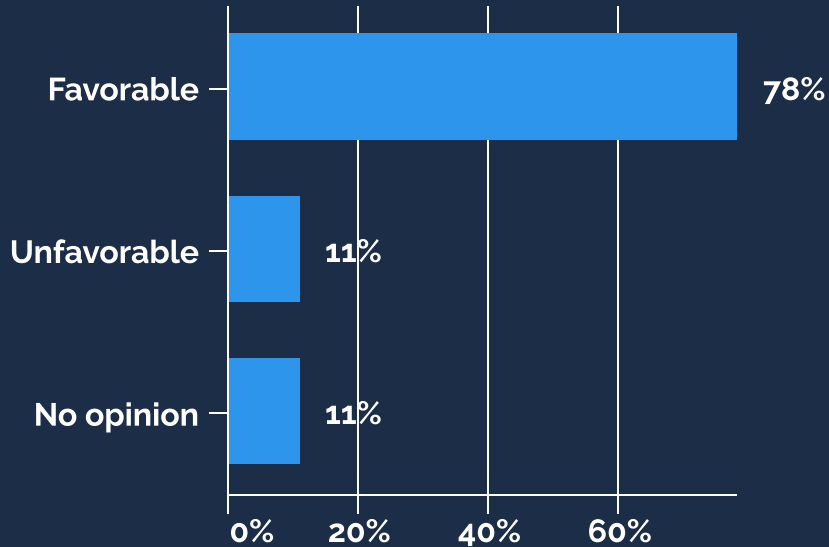
	LITTLE ROCK	FT SMITH	BALANCE
Favorable	76%	79%	82%
Unfavorable	11%	12%	8%
No opinion	12%	10%	10%

## By CD:

	CD1	CD2	CD3	CD4
Favorable	83%	72%	79%	79%
Unfavorable	6%	14%	12%	10%
No opinion	11%	14%	9%	10%

# What is your opinion of Sarah Huckabee Sanders? (Continued)

Favorable: 78%  
Unfavorable: 11%  
No opinion: 11%



## By Gender:

	Female	Male
Favorable	79%	78%
Unfavorable	9%	12%
No opinion	12%	10%

## By Type of GOP:

	Traditional	Evangelical	Trump	Other
Favorable	73%	87%	85%	61%
Unfavorable	16%	6%	5%	20%
No opinion	11%	7%	10%	18%

## By GOP Ideology:

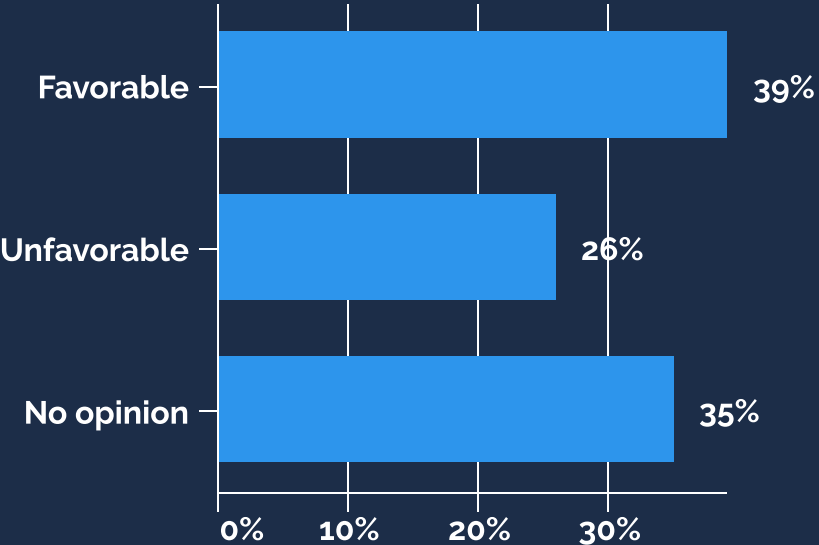
	V con	S con	Mod+Lib
Favorable	84%	79%	51%
Unfavorable	6%	10%	32%
No opinion	10%	11%	17%

# What is your opinion of Leslie Rutledge?

Favorable: 39%

Unfavorable: 26%

No opinion: 35%



## By DMA:

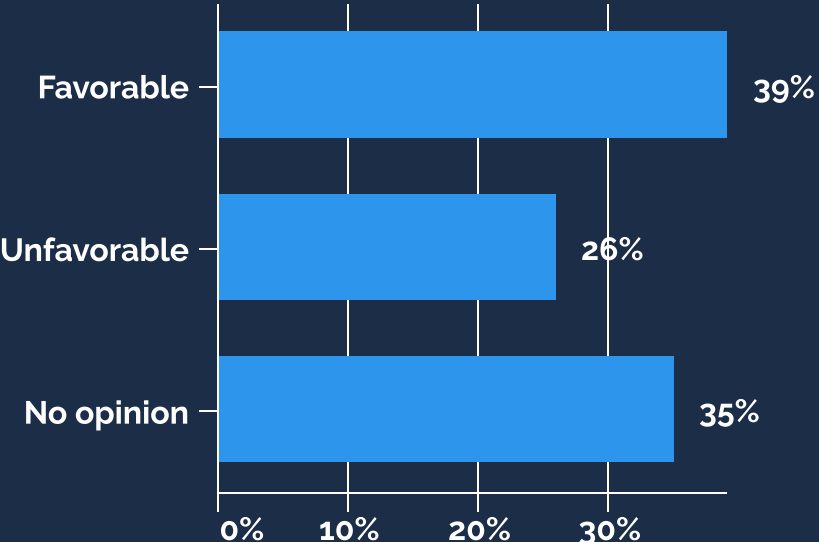
	LITTLE ROCK	FT SMITH	BALANCE
Favorable	43%	37%	33%
Unfavorable	27%	29%	21%
No opinion	30%	34%	46%

## By CD:

	CD1	CD2	CD3	CD4
Favorable	38%	48%	35%	38%
Unfavorable	20%	24%	32%	25%
No opinion	42%	29%	33%	37%

# What is your opinion of Leslie Rutledge? (Continued)

Favorable: 39%  
 Unfavorable: 26%  
 No opinion: 35%



By Gender:

	Female	Male
Favorable	38%	40%
Unfavorable	25%	26%
No opinion	37%	34%

By Type of GOP:

	Traditional	Evangelical	Trump	Other
Favorable	40%	45%	37%	35%
Unfavorable	26%	24%	26%	27%
No opinion	34%	32%	37%	38%

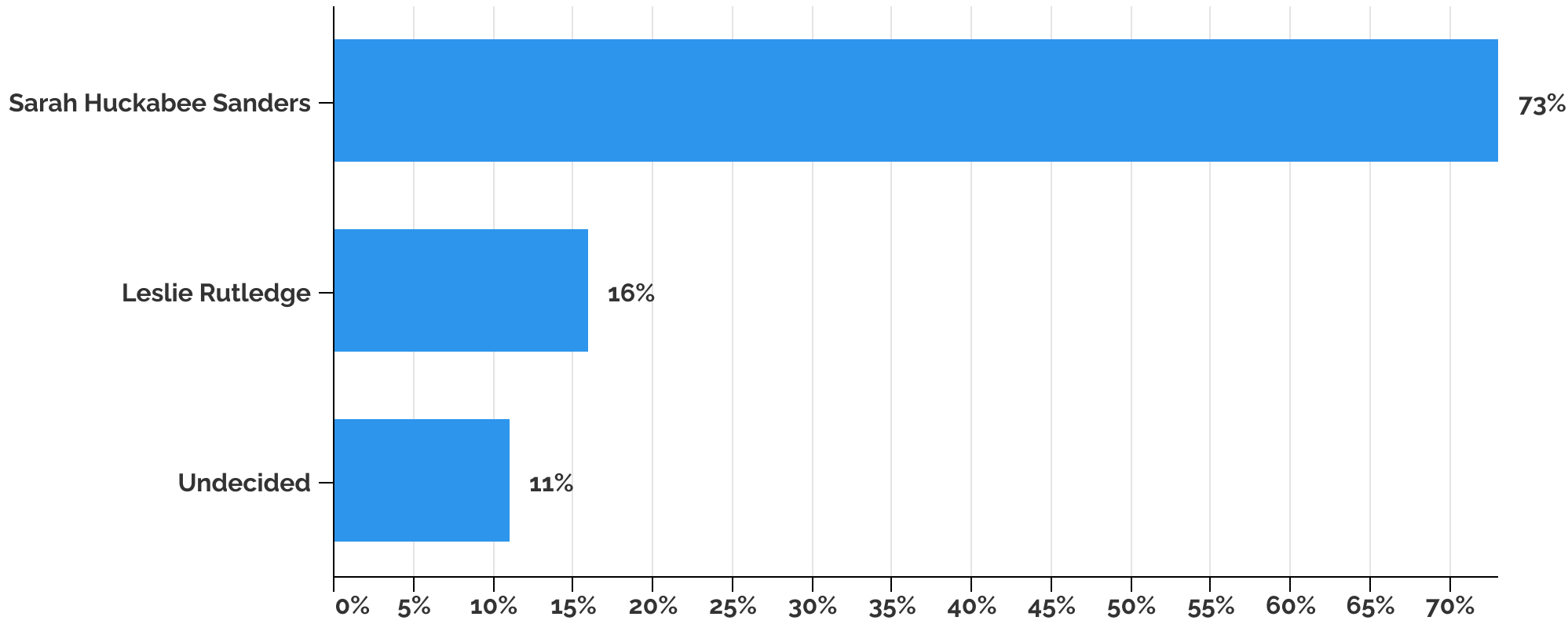
By GOP Ideology:

	V con	S con	Mod+Lib
Favorable	42%	37%	30%
Unfavorable	21%	28%	40%
No opinion	36%	36%	30%

# BALLOT



Possible candidates in the 2022 Republican Primary Election for Governor are Sarah Huckabee Sanders and Attorney General Leslie Rutledge. If the election were held today, for whom would you vote?





# By the Crosstabs

By CD:

	CD1	CD2	CD3	CD4
Sarah Huckabee Sanders	76%	63%	76%	76%
Leslie Rutledge	12%	24%	14%	15%
Undecided	11%	13%	10%	9%

By DMA:

	LITTLE ROCK	FT SMITH	BALANCE
Sarah Huckabee Sanders	68%	73%	81%
Leslie Rutledge	20%	15%	9%
Undecided	11%	12%	10%

By Type of GOP:

	Traditional	Evangelical	Trump	Other
Sarah Huckabee Sanders	62%	81%	81%	59%
Leslie Rutledge	24%	11%	11%	23%
Undecided	13%	8%	8%	17%

By Gender:

	Female	Male
Sarah Huckabee Sanders	74%	72%
Leslie Rutledge	15%	17%
Undecided	11%	11%

By GOP Ideology:

	V con	S con	Mod+Lib
Sarah Huckabee Sanders	80%	69%	51%
Leslie Rutledge	13%	17%	28%
Undecided	7%	14%	21%

# DEMOGRAPHICS

DMA	%
FT SMITH	21%
JONESBRO	8%
LITTLE ROCK	51%
MEMPHIS	3%
MONROE	2%
SHRVPRT	4%
SPRNGFLD	11%

GENDER	%
Female	50%
Male	50%

TYPE OF GOP	%
Traditional	19%
Evangelical	26%
Trump	36%
Libertarian	6%
Other	15%

CD	%
CD1	24%
CD2	23%
CD3	28%
CD4	25%

GOP IDEOLOGY	%
V con	59%
S con	27%
Mod+Lib	13%